

Economics of Bison

Les Kroeger – Rosedale Bison


November 2016

CFGa Presentation




Why Bison?

“The Bison Advantage”






Why Bison?

- We started raising bison in 1989.
 - Diversification in agriculture necessary.
 - Bison was new and exciting.
 - Romance of the animal.
 - Growing industry with potential.
- 

Sustainability

- Must be economically sustainable.
- Must be environmentally sustainable.
- Must be socially sustainable.
- Confidence and passion.

SBA Benchmarking Project

- ▶ – Started in 2009.
 - ▶ – 60–70 farms participating. (25%)
 - ▶ – Cow/calf, backgrounding, and finishing.
 - ▶ – Data on herd size, weaning rates, weaning dates, feed costs, capital costs, costs of production, net returns.
 - ▶ – Days on grass, days on feed, rates of gain.
- 

Benchmarking Project

Key Performance Measures

COW-CALF

Category (No. of Cows)	2015 <100 & 100+	Under 100 2015 5-Yr Av		Rosedale Bison
Number of Farms:	59	30	23	
Av # of Cows	123	62	54	65
Weaning Rate %	85.7	85.3	87.7	90
Av Wean Weight-Bulls	463	461	476	462
Av Wean Weight-Heifers	422	421	429	428
Av Days from Birth to Wean	260	268	284	286
Mortality % in Cow Herd	2.14	2.71	2.25	0.00
Total Feed Costs Per Cow	\$403	\$05	\$367	378.76
Cash Operating Cost per Cow*	\$807	\$836	\$712	886.77
Cost of Production per Cow**	\$1344.31	\$1028	\$862	1124.73
Av Cash Return Per Cow	\$855	\$790	\$391***	933.89
Av Net Return Per Cow	\$703	\$598	\$231	733.11
Av Capital costs per head	\$2412	\$3274	\$3091	3328.13

Notes: *-Cash Operating Costs does not include labour & depreciation

**--Cost of Production includes cash operating costs plus labour & depreciation

***-4-Year average only

(Taken from *Smoke Signals: The Official Publication of the Canadian Bison Association*-October 2016)

Key Performance Measures–Bulls

Backgrounding

Days on grass–244 days

Average Daily Gain (lbs./day)–
1.49

Average Cost/lb. gained–\$1.06

Average Net Return/head–
\$360.00

Finishing

Days on feed–176 Days

Average Daily Gain (lbs./day)–
1.81

Average Cost/lb. gained–\$2.01

Average Net Return/head–
\$367.00

Backgrounding

Finishing





















Winter grazing



Grazed

Stockpile



Next year's project.





Thank You.

Questions?



The End

